



Dreynevent 2012 - Vienna



Sword & Buckler Workshop after Manuscript I.33

Roland FUHRMANN (Ost du Griffon Noir, Hammaborg, HEMAC)
Antonius MENTING (Président Ost du Griffon Noir)





Accepting the Bind

There are several plays in I.33 where it is necessary to accept a bind to stay in control. We will show several counters to the most common bind. A Nucken, a wrestling action and a blow with the short edge. We will link actions from the second, third, 23rd and 38th play together and explain, how and why they connect.



I. The Short Edge Blow

38th Play (3rd and 4th image)	Interpretation
	<p>The Priest binds to perform an offensive action, i.e. a shield strike.</p> <p>The Student accepts the bind. Note the high elbow of the Student.</p> <p>Because the Priest advances, the Student should step back.</p>
	<p>From the bind, the Student performs a blow to the Priests head with the false edge of his sword.</p> <p>Translation Jeffrey Forgeng: <i>From the previously executed binds the Student delivers a blow, sending his sword to the head, assisted by a Shield-Strike.</i></p>




II. Mutatio Gladii and Nucken

2nd Play (3rd to 5th image)	Interpretation
	<p>Here the Student binds and the Priest accepts. In this case, the Student wants to deliver a Shield-Strike. The Priest steps back as the Student advances and turns his sword (see next image) to prevent the blow.</p>
	 <p>This is the hand position after the Mutatio Gladii.</p>
	<p>Because the Student was in the movement for the Shield-Strike, the Priest can let his sword rebound directly after the Mutatio Gladii and catapult it between the arms of the Student. He can then secure the Students weapons with a shield strike.</p>


III. Mutatio Gladii and Counter with Thrust

23rd Play	Interpretation
	<p>The Mutatio Gladii can be countered: In this case, the Student performed the Mutatio Gladii. The Priest "feels" it and with a step to the left, he delivers a thrust to the Students face.</p>
	<p>Here, the Priest does the step to his left, going out of the line and delivers a thrust to the Students face.</p>

IV. Wrestling after Accepting the Bind

3rd Play (2nd and 3rd image)	Interpretation
	<p>This is a very tricky play to interpret. Our interpretation assumes that the Student, who does the Krucke, performs directly afterwards a thrust to the priest. So this image might show the Krucke and at the same time the right overbind to the thrust. The reason for this interpretation is, that the Priest strongly advises that the Student should not delay here and deliver the Thrust immediately. The priest counterbinds and steps.</p>
	<p>The Student rises his right elbow to get his sword over his buckler and with a screwing counterclockwise motion of the Buckler arm, he envelopes the arms of the advancing Priest. Then, the Student thrusts from above!</p>
	<p>Detail of the enveloped arms.</p>

Appendix: Sword and Buckler movement to envelope the arms of the one who binds.



Literature:

[1] Le Livre De l'Art Du Combat, Liber de arte dimicatoria, F.Cinato, A. Surprenant CNRS EDITIONS, Paris, 2009

[2] The Medieval Art of Swordsmanship, Jeffrey L. Forgeng, Chivalry Bookshelf, 2003

[3]<http://collections.royalarmouries.org/index.php?a=wordsearch&s=gallery&key=WYTozOntpOjA7czo0OiipLjMzljtpOjE7aTowO2k6MjtiOjA7fQ==&pg=1> [images du I.33]

